

BINOPTIC electronic tap

Ref. 379D13

Mains supply



DESCRIPTION

BINOPTIC electronic tap - Ref. 379D13

Cross wall electronic basin mixer:
Independent IP65 electronic control unit.
230/12V mains supply with transformer.
Flow rate pre-set at 3 lpm at 3 bar, can be adjusted from 1.4 to 6 lpm.
Scale-resistant flow straightener.
Adjustable duty flush (pre-set flush ~60 seconds every 24 hours after last use).
Active, infrared presence detection, sensor at the end of the spout optimises detection.
Filters and solenoid valves M3/8".
Chrome-plated brass body.
Chrome-plated spout L.135mm for cross wall installation ≤ 190 mm.
Cable for sensor, L. 1.20mm, flexibles and mounting all pass through the same hole.
Anti-blocking security.
Spout with smooth interior and low volume of water (reduces niches where bacteria can develop).
Suitable for people with reduced mobility.
30-year warranty.

ADVANTAGES



Exceptional water savings: 90%



Hygiene: no manual contact










LED diagnostic aids



Independent IP65 electronic unit

TECHNICAL CHARACTERISTICS

BINOPTIC electronic tap - Ref. 379D13

Supply	230/12V mains supply
Connector	M3/8"
Technology	Electronic
Spout length	135mm
Flow rate	3 lpm
Norms	     
Warranty	
Repairability	