

BINOPTIC electronic tap

Ref. 379ENC

Mains supply



DESCRIPTION

BINOPTIC electronic tap - Ref. 379ENC

Recessed electronic basin tap:
 Independent IP65 electronic control unit.
 230/12V mains supply with transformer.
 Flow rate pre-set at 3 lpm at 3 bar, can be adjusted from 1.4 to 6 lpm.
 Scale-resistant flow straightener.
 Adjustable duty flush (pre-set flush ~60 seconds every 24 hours after last use).
 Active, infrared presence detection, sensor at the end of the spout optimises detection.
 Filter and solenoid valve M3/8".
 Chrome-plated brass body.
 Chrome-plated spout for recessed installation.
 Anti-blocking security.
 Spout with smooth interior and low volume of water (limits bacterial niches).
 Suitable for people with reduced mobility.
 30-year warranty.





TECHNICAL CHARACTERISTICS

BINOPTIC electronic tap - Ref. 379ENC

Supply	230/12V mains supply
Connector	M3/8"
Technology	Electronic
Spout length	200mm
Flow rate	3 lpm

Norms	   
Warranty	
Repairability	

ADVANTAGES

- 
Exceptional water savings: 90%
- 
Hygiene: no manual contact
- 
LED diagnostic aids
- 
Independent IP65 electronic unit

