

# BINOPTIC MIX electronic mixer

Ref. 378MCH

Mains supply

## DESCRIPTION

**BINOPTIC MIX electronic mixer - Ref. 378MCH**

Deck-mounted electronic basin mixer:  
Independent IP65 electronic control unit.  
230/12V mains supply with transformer.  
Flow rate pre-set at 3 lpm at 3 bar, can be adjusted from 1.4 to 6 lpm.  
Scale-resistant flow straightener.  
Adjustable duty flush (pre-set flush ~60 seconds every 24 hours after last use).  
Active infrared presence detection, sensor at the end of the spout optimises detection.  
Chrome-plated brass body.  
PEX flexibles with filters and solenoid valves M3/8".  
Fixing reinforced by 2 stainless steel rods.  
Anti-blocking security.  
Spout with smooth interior and low volume of water (reduces niches where bacteria can develop).  
Side temperature control with standard lever and adjustable maximum temperature limiter.  
Suitable for people with reduced mobility.  
30-year warranty.





## TECHNICAL CHARACTERISTICS

**BINOPTIC MIX electronic mixer - Ref. 378MCH**

Supply	230/12V mains supply
Connector	M3/8"
Technology	Electronic
Drop height	110mm
Spout length	135mm
Flow rate	3 lpm
Norms	  
Warranty	
Repairability	



## ADVANTAGES

-  90% water savings
-  Hygiene: no manual contact
-  Independent IP65 electronic control unit
-  Anti-bacterial proliferation duty flush

