

Pre-rinse set with mixer

Ref. 5625

With bib tap and swivelling telescopic spout





DESCRIPTION

Pre-rinse set with mixer - Ref. 5625

Complete pre-rinse set with bib tap.
Single hole deck-mounted mixer with slimline control lever.
Suitable for intensive use in professional kitchens.
Mixer supplied with F3/8" flexible hoses and non-return valves.
Bib tap with swivelling, tubular spout L. 200mm.
- 16 lpm full flow rate achieved within 90° turn.
- valve head with reinforced mechanism and ergonomic control.
Black hand spray with adjustable jet and 9 lpm flow rate at the outlet (ref. 433010).
Scale-resistant hand spray with shock-resistant tip.
Reinforced, food-grade black flexible hose L. 0.95m.
3/4" stainless steel column.
Adjustable wall bracket.
Stainless steel spring guide.
Pre-rinse set with 30-year warranty.





TECHNICAL CHARACTERISTICS

Pre-rinse set with mixer - Ref. 5625

Connector	F3/8"
Height	1105 - 1225mm
Drop height	Bib tap: 290mm, hand spray: 460-580mm
Flow rate	Bib tap 16 lpm; 9 lpm via the hand spray
Width to the wall	35 - 162mm
Finish	Stainless steel
Norms	ACS  
Warranty	
Repairability	



ADVANTAGES

-  Anti-torsion rotating nuts and PVC sheath
-  Comfort: ergonomic control, swivelling spout
-  Rapid-fill: full flow rate within the first 90°
-  Hygiene: PVC flexible, scale-resistant spray

