

## Pre-rinse set with mixer

Ref. 5625

With bib tap and swivelling telescopic spout





### DESCRIPTION

Pre-rinse set with mixer - Ref. 5625

Complete pre-rinse set with bib tap.  
Single hole deck-mounted mixer with slimline control lever.  
Suitable for intensive use in professional kitchens.  
Mixer supplied with F3/8" flexible hoses and non-return valves.  
Bib tap with swivelling, tubular spout L. 200mm.  
- 16 lpm full flow rate achieved within 90° turn.  
- valve head with reinforced mechanism and ergonomic control.  
Black hand spray with adjustable jet and 9 lpm flow rate at the outlet (ref. 433010).  
Scale-resistant hand spray with shock-resistant tip.  
Reinforced, food-grade black flexible hose L. 0.95m.  
3/4" stainless steel column.  
Adjustable wall bracket.  
Stainless steel spring guide.  
Pre-rinse set with 30-year warranty.

### TECHNICAL CHARACTERISTICS

Pre-rinse set with mixer - Ref. 5625

Connector	F3/8"
Height	1105 - 1225mm
Drop height	Bib tap: 290mm, hand spray: 460-580mm
Flow rate	Bib tap 16 lpm; 9 lpm via the hand spray
Width to the wall	35 - 162mm
Finish	Stainless steel
Norms	ACS  
Warranty	
Repairability	



### ADVANTAGES



Anti-torsion rotating nuts and PVC sheath



Comfort: ergonomic control, swivelling spout



Rapid-fill: full flow rate within the first 90°



Hygiene: PVC flexible, scale-resistant spray

