

# Auto-draining shower kit with mechanical mixer

Ref. 2739SHYG

Shower kit with wall-mounted single control mixer



## DESCRIPTION

**Auto-draining shower kit with mechanical mixer - Ref. 2739SHYG**

Shower kit with wall-mounted single control mechanical mixer.  
Shower kit with auto-draining device.

- Wall-mounted single control mixer with Securitouch thermal insulation to prevent burns.

Ø 40mm classic ceramic cartridge with pre-set maximum temperature limiter.  
Body with smooth interior and low water volume.

Flow rate regulated at 9 lpm.

Chrome-plated brass body and sculptured control lever.

M1/2" shower outlet with integrated non-return valve.

Mixer with offset standard wall connectors, M1/2" M3/4".

- Chrome-plated shower head (ref. 813) with flexible shower hose (836T3) and chrome-plated, adjustable, wall-mounted support (ref. 845).

- Auto-draining device FM1/2" for installation between the flexible hose and the shower head automatically drains the shower head and flexible hose (ref. 880).




Mixer is ideal for healthcare facilities, retirement homes, hospitals and clinics.

Mixer suitable for people with reduced mobility.

Mixer with 30-year warranty.

## TECHNICAL CHARACTERISTICS

**Auto-draining shower kit with mechanical mixer - Ref. 2739SHYG**

Connector	M1/2"
Technology	Securitouch shower mixer
Depth	157mm
Width	182mm
Flow rate	9 lpm
Temperature limiter	Yes
Finish	Chrome-plated brass
Norms	ACS 
Warranty	
Repairability	

## ADVANTAGES



Hygiene: smooth interior reduces bacteria



Securitouch thermal insulation prevents burns



Maximum hygiene: low water volume.



Ergonomic: sculptured lever is easy to grip

