

Securitouch mechanical shower mixer

Ref. 2739S

Wall-mounted single control mixer, sculptured lever










DESCRIPTION

Securitouch mechanical shower mixer - Ref. 2739S

Wall-mounted single control mechanical shower mixer.
 Wall-mounted single control mixer with Securitouch thermal insulation to prevent burns.
 Ø 40mm classic ceramic cartridge with pre-set maximum temperature limiter.
 Body with smooth interior and low water volume.
 Flow rate regulated at 9 lpm.
 Chrome-plated brass body and sculptured control lever.
 M1/2" shower outlet with integrated non-return valve.
 Mixer with offset standard wall connectors, M1/2" M3/4".
 Mixer ideal for healthcare facilities, nursing homes, hospitals and clinics.
 Shower mixer ideal for people with reduced mobility.
 Mixer with 30-year warranty.

TECHNICAL CHARACTERISTICS

Securitouch mechanical shower mixer - Ref. 2739S

Connector	M1/2"
Technology	Securitouch shower mixer
Width	182mm
Flow rate	9 lpm
Temperature limiter	Yes
Finish	Chrome-plated brass
Norms	    
Warranty	
Repairability	

ADVANTAGES



Hygiene: smooth interior reduces bacteria



Securitouch thermal insulation prevents burns



Maximum hygiene: low water volume.



Ergonomic: sculptured lever is easy to grip

