

# Securitouch mechanical shower mixer

Ref. 2739

Wall-mounted single control mixer, sculptured control lever



## DESCRIPTION

**Securitouch mechanical shower mixer - Ref. 2739**

Wall-mounted single control mechanical shower mixer.  
 Wall-mounted single control mixer with Securitouch thermal insulation to prevent burns.  
 Ø 40mm ceramic cartridge with pre-set maximum temperature limiter.  
 Body with smooth interior and low water volume (reduces bacterial development).  
 No risk of cross flow between the hot and cold water.  
 No non-return valves on the inlets.  
 Flow rate regulated at 9 lpm.  
 Chrome-plated brass body and sculptured control lever.  
 M1/2" shower outlet with integrated non-return valve.  
 Mixer with offset STOP/CHECK connectors, M1/2" M3/4".  
 Mechanical mixer ideal for healthcare facilities, retirement and care homes, hospitals and clinics.  
 Shower mixer suitable for people with reduced mobility.  
 Mixer with 30-year warranty.

## ADVANTAGES



Maximum hygiene: smooth interior reduces bacteria



Securitouch thermal insulation prevents burns









Maximum hygiene: low water volume.



Ergonomic: sculptured lever is easy to grip

## TECHNICAL CHARACTERISTICS

**Securitouch mechanical shower mixer - Ref. 2739**

|                     |   |
|---------------------|---|
| Connector           | M1/2"   |
| Technology          | Securitouch shower mixer  |
| Depth               | 150mm   |
| Width               | 182mm   |
| Flow rate           | 9 lpm   |
| Temperature limiter | Yes   |
| Finish              | Chrome-plated brass   |
| Norms               |     |
| Warranty            |    |
| Repairability       |    |

