

# Mechanical mixer for sinks or troughs

Ref. 2564T3

Single control single hole tall mixer with ceramic cartridge

## DESCRIPTION

**Mechanical mixer for sinks or troughs - Ref. 2564T3**

Deck-mounted mechanical mixer.  
Single control single hole mixer with swivelling spout H. 305mm L. 140mm.  
Tall mixer with hygienic flow straightener suitable for fitting a BIOFIL point-of-use filter.

Ø 35mm classic ceramic cartridge with pre-set maximum temperature limiter.  
Body and spout with smooth interiors (reduces bacterial development).  
Thermal shocks are easy to undertake without removing the control lever or shutting off the cold water.

Flow rate limited to 9 lpm at 3 bar.

Chrome-plated brass body and base.

Hygiene control lever L. 185mm requires no manual contact.

PEX flexibles F3/8".

Fixings reinforced by 2 stainless steel rods and back-nuts.






Mechanical mixer ideal for healthcare facilities, retirement and care homes, hospitals and clinics.

Single hole mixer suitable for people with reduced mobility.

Mixer with 30-year warranty.

## TECHNICAL CHARACTERISTICS

**Mechanical mixer for sinks or troughs - Ref. 2564T3**

Connector	F3/8"
Height	462mm
Drop height	305mm
Spout length	140mm
Flow rate	9 lpm at 3 bar
Temperature limiter	Yes
Finish	Chrome-plated brass
Norms	  
Warranty	
Repairability	



## ADVANTAGES



Hygiene: smooth interior reduces bacteria



Thermal shock without removing the control lever



Optimised drop height and spout length



Optimised drop height and spout projection

