

Mechanical mixer for sinks or troughs

Ref. 2564T2

Single control single hole tall mixer with ceramic cartridge

DESCRIPTION







Mechanical mixer for sinks or troughs - Ref. 2564T2

Deck-mounted mechanical basin mixer.
Single control single hole mixer with swivelling spout H. 165mm L. 220mm.
Tall mixer with BIOSAFE outlet suitable for fitting a BIOFIL point-of-use filter.
Ø 35mm classic ceramic cartridge and pre-set maximum temperature limiter.
Body and spout with smooth interiors (reduces bacterial development).
No risk of cross flow between the hot and cold water.
No non-return valves on the inlets.
Thermal shocks are easy to undertake without removing the control lever or shutting off the cold water supply.
Flow rate regulated at 5 lpm.
Chrome-plated brass body and base.
Hygiene control lever L. 185mm requires no manual contact.
PEX flexibles F3/8".
Fixings reinforced via 2 stainless steel rods.
Mechanical mixer ideal for healthcare facilities, retirement and care homes, hospitals and clinics.
Single hole mixer suitable for people with reduced mobility.
Mixer with 30-year warranty.

TECHNICAL CHARACTERISTICS

Mechanical mixer for sinks or troughs - Ref. 2564T2

Connector	F3/8"
Height	322mm
Drop height	165mm
Spout length	220mm
Flow rate	5 lpm
Temperature limiter	Yes
Finish	Chrome-plated brass

Norms	   
Warranty	
Repairability	



ADVANTAGES



Hygiene: smooth interior reduces bacteria



Thermal shock without removing the control lever



Pre-set maximum temperature limiter



No manual contact thanks to hygiene control lever

