

Mechanical mixer for sinks or troughs

Ref. 2564T2

Single control single hole tall mixer with ceramic cartridge







DESCRIPTION

Mechanical mixer for sinks or troughs - Ref. 2564T2

Deck-mounted mechanical basin mixer.
Single control single hole mixer with swivelling spout H. 165mm L. 220mm.
Tall mixer with BIOSAFE outlet suitable for fitting a BIOFIL point-of-use filter.
Ø 35mm classic ceramic cartridge and pre-set maximum temperature limiter.
Body and spout with smooth interiors (reduces bacterial development).
Thermal shocks are easy to undertake without removing the control lever or shutting off the cold water supply.
Flow rate regulated at 5 lpm.
Chrome-plated brass body and base.
Hygiene control lever L. 185mm requires no manual contact.
PEX flexibles F3/8".
Fixings reinforced via 2 stainless steel rods.
Mechanical mixer ideal for healthcare facilities, retirement and care homes, hospitals and clinics.
Single hole mixer suitable for people with reduced mobility.
Mixer with 30-year warranty.

TECHNICAL CHARACTERISTICS

Mechanical mixer for sinks or troughs - Ref. 2564T2

Connector	F3/8"
Height	322mm
Drop height	165mm
Spout length	220mm
Flow rate	5 lpm
Temperature limiter	Yes
Finish	Chrome-plated brass
Norms	   
Warranty	
Repairability	



ADVANTAGES



Hygiene: smooth interior reduces bacteria



Thermal shock without removing the control lever



Pre-set maximum temperature limiter



No manual contact thanks to hygiene control lever

