

Mechanical mixer for basins

Ref. 2565T1

Single hole, single control tall mixer with ceramic cartridge






DESCRIPTION

Mechanical mixer for basins - Ref. 2565T1

Deck-mounted mechanical basin mixer.
Single hole, single control mixer with fixed spout H. 165mm L. 140mm.
Tall mixer with BIOSAFE hygienic outlet suitable for fitting a BIOFIL point-of-use filter.
Ø 35mm classic ceramic cartridge with pre-set maximum temperature limiter.
Body and spout with smooth interiors (reduces bacterial development).
No risk of cross flow between the hot and cold water.
No non-return on the inlets.
Thermal shocks are easy to undertake without removing the control lever or shutting off the cold water supply.
Flow rate regulated at 5 lpm.
Chrome-plated brass body and base.
Hygiene control lever L. 185mm requires no manual contact.
F3/8" PEX flexibles.
Reinforced fixings via 2 stainless steel rods.
Mechanical mixer ideal for healthcare facilities, retirement and care homes, hospitals and clinics.
Single hole mixer suitable for people with reduced mobility.
Mixer with 30-year warranty.

TECHNICAL CHARACTERISTICS

Mechanical mixer for basins - Ref. 2565T1

Connector	F3/8"
Height	291mm
Drop height	160mm
Spout length	140mm
Flow rate	5 lpm
Temperature limiter	Yes
Finish	Chrome-plated brass
Norms	   
Warranty	



ADVANTAGES



Hygiene: smooth interiors reduce bacteria



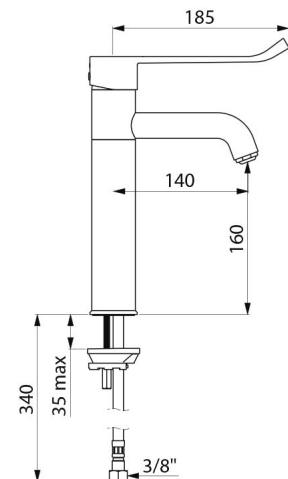
Thermal shock without removing the control lever



Pre-set maximum temperature limiter



No manual contact thanks to Hygiene control lever



Repairability

