

## Electronic sink mixer

Ref. 20464T4

Swivelling spout H. 300mm L. 250mm

### DESCRIPTION

**Electronic sink mixer - Ref. 20464T4**

Electronic mixer for sinks and troughs with high, swivelling spout L. 250mm H. 300mm.

Independent IP65 electronic control unit.

123 6V Lithium battery-operated.

Flow rate pre-set at 3 lpm at 3 bar, can be adjusted from 1.5 to 6 lpm, with scale-resistant flow straightener suitable for BIOFIL terminal filters.

Chrome-plated solid brass body and spout with reinforced fixing via 2 stainless steel rods.

Body and spout with smooth interiors (fewer niches where bacteria can develop).

Adjustable duty flush, pre-set flush for approximately 60 seconds every 24 hours after the last use, to prevent stagnation in the water supply if the system is not used for prolonged periods.

Thermal shocks are possible.

Shock-resistant infrared presence detection sensor.

Hygiene lever L. 100mm controls temperature.

Supplied with PEX flexibles with and M3/8" solenoid valves.






Anti-blocking security.

30-year warranty.

### TECHNICAL CHARACTERISTICS

**Electronic sink mixer - Ref. 20464T4**

Connector	M3/8"
Technology	Infrared presence detection sensor
Height	420mm
Drop height	300mm
Spout length	250mm
Flow rate	3 lpm
Finish	Chrome-plated brass

Norms	   
Warranty	



### ADVANTAGES



Automatic anti-bacterial proliferation duty flush



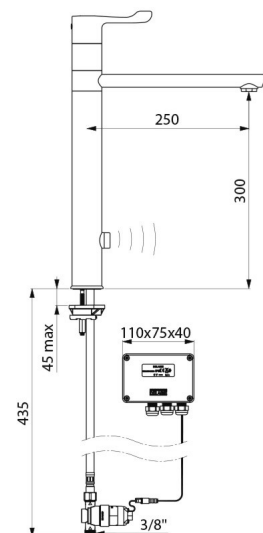
Smooth body/spout interior, reduces bacteria



Split delivery, flow rate pre-set at 3 lpm



Infrared detection with no manual contact



---

Repairability

