

Mechanical basin mixer

Ref. 2220L

Single hole mechanical mixer H. 60mm, L. 100mm









DESCRIPTION

Mechanical basin mixer - Ref. 2220L

Deck-mounted mechanical basin mixer.
Single hole mechanical mixer H. 60mm L. 100mm with hygienic flow straightener.
Ø 35mm classic ceramic cartridge with pre-set maximum temperature limiter.
Flow rate regulated to 5 lpm at 3 bar.
Hygiene control lever L. 150mm.
With 1 1/4" pop-up waste in polypropylene.
PEX flexibles F3/8".
Reinforced fixing.
Mechanical mixer ideal for healthcare facilities, retirement and care homes, hospitals and clinics.
Single hole suitable for people with reduced mobility.
Mixer with 30-year warranty.

TECHNICAL CHARACTERISTICS

Mechanical basin mixer - Ref. 2220L

Connector	F3/8"
Drop height	60mm
Spout length	100mm
Flow rate	5 lpm
Temperature limiter	Yes
Finish	Chrome-plated brass
Norms	   
Warranty	
Repairability	

ADVANTAGES



Pre-set maximum temperature limiter



Hygiene lever: no manual contact



Water saving: flow rate regulated at 5 lpm



Increased resistance: reinforced fixing

