

Wall-mounted toilet brush set with lid

Ref. 4051S

Model with anti-theft lock for fixing

DESCRIPTION

Wall-mounted toilet brush set with lid - Ref. 4051S

Wall-mounted toilet brush set with lid.
 Wall-mounted, robust model with toilet brush with anti-theft lock for fixing.
 Bacteriostatic polished satin 304 stainless steel.
 Easy to clean: plastic bowl can be removed from above.
 Plastic bowl with reservoir: avoids toilet brush sitting in residual water and reduces the risk of splashing when next used.
 Toilet brush automatically centres itself in the holder.
 Stainless steel body 1mm thick.
 Dimensions: Ø 90 x 410mm.
 10-year warranty.





TECHNICAL CHARACTERISTICS

Wall-mounted toilet brush set with lid - Ref. 4051S

Height	410mm
Width	Ø 90mm
Thickness	1mm
Finish	304 stainless steel polished satin finish
Warranty	



ADVANTAGES

-  304 stainless steel: reduces bacterial development
-  Easy to clean: removable bowl with reservoir
-  Vandal-resistant: anti-theft lock
-  Suitable for intensive use

