

Stainless steel drop-down rail with leg, satin, L. 650mm

Ref. 510162S

UltraSatin polished satin stainless steel

DESCRIPTION

Stainless steel drop-down rail with leg, satin, L. 650mm - Ref. 510162S

Drop-down grab bar Ø 32mm with leg, for people with reduced mobility.
Drop-down grab bar for WCs or showers.

Allows side access in the raised position.

In the lowered position use as a grab bar, for standing up and assisting movement.

With automatic folding leg: to be used as reinforcement when the wall fixing alone is insufficient.

Leg height can be adjusted from 760 - 780mm.

Retained in upright position. Slowed down descent.

Drop-down grab bar made from bacteriostatic 304 stainless steel.

Stainless steel with UltraSatin polished satin finish, uniform non-porous surface for easy maintenance and hygiene.

Fixings concealed by a 4mm thick 304 stainless steel cover plate.

Supplied with stainless steel screws for concrete walls.

Dimensions: 650 x 800 x 105mm.




Tested to over 250kg. Maximum recommended user weight 170kg.

30-year warranty.

CE marked.

TECHNICAL CHARACTERISTICS

Stainless steel drop-down rail with leg, satin, L. 650mm - Ref. 510162S

Height	800mm, rail from 760 to 780mm
Length	650mm
Width	105mm
Diameter	32mm
Finish	304 stainless steel UltraSatin polished satin
Norms	 
Warranty	



ADVANTAGES



304 stainless steel: reduces bacterial development



Tested to over 250kg



UltraSatin: smooth surface, easy to clean



Diameter adapted for an optimal grip

