

Sequential mechanical basin mixer

Ref. 2640

Sequential mechanical mixer with swivel/fixed spout

2024 UK public price excluding VAT: £377.73








DESCRIPTION

Sequential mechanical basin mixer - Ref. 2640

Wall-mounted sequential mechanical basin mixer.
Sequential mechanical mixer: opens and closes with cold water, with 70° lever turning range.
Wall-mounted mixer with swivelling under spout L. 120mm with hygienic BIOSAFE outlet.
Spout suitable for fitting a BIOFIL point-of-use filter.
Spout can be easily fixed in place.
Securitouch thermal insulation prevents burns.
Ø 35mm standard ceramic cartridge with pre-set maximum temperature limiter.
Body and spout with narrow tubes with smooth interiors and very low water volume reduces bacterial development.
The speed of the water in the tubes reduces biofilm development considerably.
Thermal shocks are possible without removing the control lever or shutting off the cold water supply.
Flow rate regulated at 5 lpm.
Chrome-plated brass body.
Hygiene control lever L. 150mm requires no manual contact.
Mixer with 150mm centres supplied with offset STOP/CHECK wall connectors M1/2" M3/4" ideal for hospitals.
Recommended installation height: 100 - 200mm above the work surface.
Mechanical mixer ideal for Healthcare facilities, retirement and care homes, hospitals and clinics.
Sequential mixer suitable for people with reduced mobility.
Mixer with 30-year warranty.

TECHNICAL CHARACTERISTICS

Sequential mechanical basin mixer - Ref. 2640

Connector	M1/2"
Technology	BIOSAFE sequential mechanical mixer
Spout length	120mm
Flow rate	5 lpm
Finish	Chrome-plated brass
Norms	ACS    
Warranty	

ADVANTAGES



Sequential: opens/closes with cold water



Thermal shocks are possible without removing lever



Maximum hygiene: reduced biofilm



Spout can be fixed or swivel

