

# BINOPTIC MIX electronic mixer

Ref. 488MCHLH15

Battery-operated, Ø 15mm conical inlets

2024 UK public price excluding VAT: £704.65



## DESCRIPTION

**BINOPTIC MIX electronic mixer - Ref. 488MCHLH15**

Deck-mounted electronic basin mixer:  
Independent IP65 electronic control unit.  
123 6V Lithium batteries.  
Flow rate pre-set at 3 lpm at 3 bar, can be adjusted from 1.4 - 6 lpm.  
Scale-resistant flow straightener.  
Adjustable duty flush (pre-set flush 60 seconds every 24 hours after last use).  
Active, infrared presence detection, sensor at the end of the spout optimises detection.  
Chrome-plated brass body.  
PEX flexibles with filters and solenoid valves Ø 15mm.  
Fixing reinforced by 2 stainless steel rods.  
Anti-blocking security.  
Spout with smooth interior and low water volume (reduces bacterial development).  
Side temperature control with long lever and adjustable maximum temperature limiter.  
Drop height: 170mm for semi-recessed washbasins.  
Suitable for people with reduced mobility.  
30-year warranty.





## TECHNICAL CHARACTERISTICS

**BINOPTIC MIX electronic mixer - Ref. 488MCHLH15**

Supply	6V batteries
Connector	M1/2" Ø 15
Technology	Electronic
Drop height	170mm
Spout length	175mm
Flow rate	3 lpm
Norms	
Warranty	



## ADVANTAGES

-  90% water savings
-  Total hygiene: no manual contact
-  Anti-bacterial duty flush
-  Sleek design

