

# Deck-mounted single hole mixer - 45 lpm

Ref. 5640T3

Swivelling over spout L. 300mm H. 190mm

## DESCRIPTION

Deck-mounted single hole mixer - 45 lpm - Ref. 5640T3

Deck-mounted single hole mixer with swivelling, tubular spout Ø 22mm H. 190mm L. 300mm.

Star-shaped flow straightener.

Water-free, guided valve heads with reinforced mechanisms.

Shock-resistant, ergonomic ball levers.

Flow rate 45 lpm at 3 bar.

Full flow rate achieved within first 90°.

Spout with smooth interior.

Chrome-plated brass body and spout.




Reinforced fixings via two stainless steel rods.

F3/8" PEX flexibles.

30-year warranty.

## TECHNICAL CHARACTERISTICS

Deck-mounted single hole mixer - 45 lpm - Ref. 5640T3

|              |   |
|--------------|---|
| Connector    | F3/8"   |
| Height       | 270mm   |
| Drop height  | 190mm   |
| Spout length | 300mm   |
| Flow rate    | 45 lpm  |
| Finish       | Chrome-plated brass   |
| Norms        | ACS   |
| Warranty     |    |



## ADVANTAGES



Rapid fill: flow rate 45 lpm



Shockproof control levers withstand intensive use



Chromed brass body and spout, reinforced fixings



Spout with smooth interior

