

# Wall-mounted pre-rinse set with mixer

Ref. 5634

With bib tap

## DESCRIPTION

Wall-mounted pre-rinse set with mixer - Ref. 5634

Complete pre-rinse set with bib tap suitable for intensive use in professional kitchens.

Wall-mounted mixer, F3/4" with adjustable centres with:

- valve heads with reinforced mechanisms with ergonomic control levers.
- M1/2" M3/4" offset connectors.
- non-return valves integrated in the mixer.

Bib tap with swivelling, tubular spout L. 200mm.

- 25 lpm full flow rate achieved within 90°.

- valve head with reinforced mechanism with ergonomic control lever.  
Black hand spray with adjustable jet and 9 lpm flow rate at the outlet (ref. 433010).

Scale-resistant hand spray with shock-resistant tip.

Black, reinforced, food-grade flexible hose L.O.95m.

3/4" brass column.




Adjustable wall bracket.

Stainless steel spring guide.

30-year warranty.

## TECHNICAL CHARACTERISTICS

Wall-mounted pre-rinse set with mixer - Ref. 5634

Connector	M1/2"
Height	860 - 930mm
Drop height	205 - 345mm
Flow rate	25 lpm bib tap; 9 lpm via the hand spray
Width to the wall	35 - 162mm
Finish	Chrome-plated brass
Norms	ACS  
Warranty	



## ADVANTAGES



Rapid fill: full flow within the first 90°



Anti-torsion rotating nut and PVC sheath



Comfort: ergonomic controls, swivelling spout



Hygiene: Hytrel flexible, scale-resistant spray

