

Single hole mixer - 100 lpm

Ref. 5612

Mixer with high flow rate for plunge sinks




DESCRIPTION

Single hole mixer - 100 lpm - [Ref. 5612](#)

Deck-mounted single hole mixer for professional catering.
Single hole mixer with extension for installation on a stove top.
Mixer for plunge sinks with swivelling, tubular spout H. 650mm L. 300mm.
Star-shaped, brass flow straightener.
Water-free guided valve heads with reinforced mechanisms.
Shock-resistant, ergonomic ball levers.
Flow rate 100 lpm at 3 bar.
Full flow rate within half a turn.
Spout with smooth interior.
Chrome-plated brass body and spout.
Soldered copper pipe water inlets.
Suitable for intensive use in professional kitchens.
Reinforced fixings.
30-year warranty.

TECHNICAL CHARACTERISTICS

Single hole mixer - 100 lpm - [Ref. 5612](#)

| | |
|---------------|---|
| Height | 715mm |
| Drop height | 650mm |
| Spout length | 300mm |
| Flow rate | 100 lpm |
| Finish | Chrome-plated brass |
| Norms | ACS  |
| Warranty |  |
| Repairability |  |



ADVANTAGES



Rapid fill: flow rate 100 lpm at 3 bar



Shockproof control levers for intensive use



Brass body and spout suitable for intensive use



Maximum hygiene: spout with smooth interior

