

Mechanical sink mixer

Ref. 2519S

Wall-mounted mixer with swivelling spout L. 200mm, sculptured lever



DESCRIPTION

Mechanical sink mixer - Ref. 2519S

Wall-mounted mechanical sink mixer with swivelling, tubular spout L. 200mm. Auto-draining under-spout Ø 22mm with star-shaped, brass flow straightener. Ø 40mm ceramic cartridge with pre-set maximum temperature limiter. Spout with smooth interior (reduces bacterial development).

Flow rate 26 lpm at 3 bar.

Sculptured control lever.

Supplied with offset standard connectors, M1/2" M3/4".

30-year warranty.

ADVANTAGES



Spout with smooth interior reduces bacteria



Pre-set maximum temperature limiter






Ergonomic, sculptured control lever



Auto-draining spout reduces bacterial development

TECHNICAL CHARACTERISTICS

Mechanical sink mixer - Ref. 2519S

Connector	M1/2"
Spout length	200mm
Flow rate	26 lpm
Finish	Chrome-plated brass
Norms	ACS  
Warranty	
Repairability	